IP/GPRS/GSM/4G modules

IPCOM



- PSTN output, remote programming over an IP network
- Signalling to two monitoring receivers over IP and PSTN channels
- AES 128 encryption, customer ID can be changed
- Remote programming with a fixed IP address
- IP protocols: Enigma, SIA-DC09

COM-G



- 2 contact-controlled inputs
- Sends an SMS about the status of the alarm panel
- Signalling to two monitoring stations over GPRS
- Customer ID can be changed, encryptable communication (AES-128)
- Remote programming by SMS
- IP protocols: Enigma, SIA-DC09

IPCOM-G/4G



- Sends an SMS about the status of the alarm panel
- Individually nameable zones (the first 16 zones)
- Customer ID can be changed, encryptable communication (AES-128)
- Remote programming over an IP network
- IP protocols: Enigma, SIA-DC09
- 64-event buffer memory
- Expandable to 8 / 16 inputs with an IPCOM-IO8 board (optional)

IPCOM PRO G/4G



- Die-cast aluminium housing
- 4 different signalling modes
- Signalling to two monitoring receivers over 2G/3G/4G networks
- Internal signals forwarded to the monitoring receiver
- Heartbeat signalling

ENIGMA II



- Built-in IP card in the basic configuration (expandable)
- 2 serial ports / USB connector for the PC link
- 8 line card slots (optional)
- Receives telephone messages in 4/2, Contact ID and SIA format
- Receives SIA DC-09 and Enigma (E2) IP protocol messages
- Encryptable communication (AES-128)
- Event list accessible from a web browser

ENIGMA IP2



- Runs from USB in case of a power failure
- Receives SIA DC-09 and Enigma (E2) IP protocol messages
- Encryptable communication (AES-128)
- IP test code monitoring for up to 2500 customer IDs
- Customer identification by IP address / MAC / IMEI
- Programmable over USB or remotely (over IP)
- The card version can also be fitted into an Enigma II receiver

ASC Global MAGYARORSZÁG

Terminal programming software

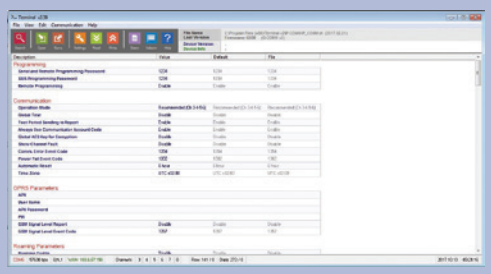
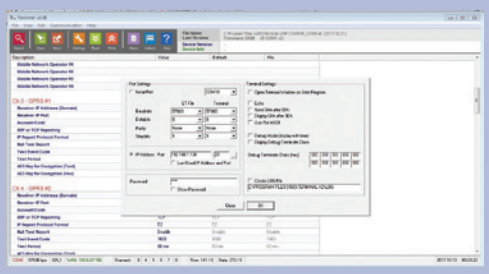
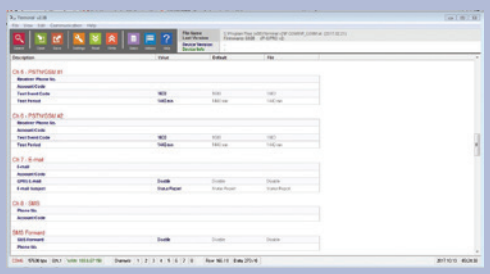

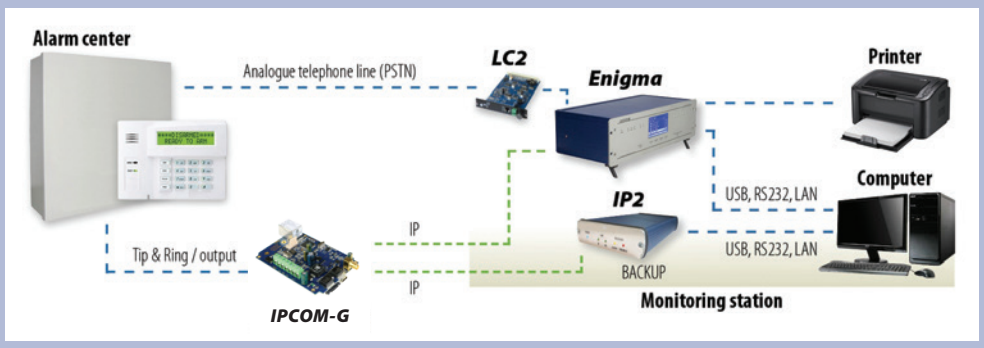

Terminal programming software

The Terminal software provides full programming of the IP/GSM/GPRS modules. It offers an advanced and a normal programming mode for straightforward configuration. The communicators can be connected to the PC over USB or IP.

	IPCOM	IPCOM-G	IPCOM-4G	COM-G	IPCOM PRO G	IPCOM PRO FIRE 4G
Number of inputs (+expander)	2+16	2+16	2+16	2	2+16	2+16
User phone numbers for SMS notification	✘	1	1	1	1	1
Messaging to two monitoring receivers	✓	✓	✓	✓	✓	✓
Communication channels	IP/PSTN	IP/GPRS	IP/GPRS/HSPA+/ UMTS/LTE	GPRS	IP/GPRS	IP/GPRS/HSPA+/ UMTS/LTE
Heartbeat signalling	✓	✓	✓	✓	✓	✓
PSTN line monitoring	✓	✘	✘	✘	✘	✘
Ethernet connection	✓	✓	✓	✘	✓	✓
Programming mode	USB/IP	USB/IP/SMS	USB/IP/SMS	USB/SMS	USB/IP/SMS	USB/IP/SMS
Current draw (standby / maximum)	80mA/160mA	80mA/600mA	80mA/600mA	80mA/500mA	80mA/1,5A	80mA/1,5A
Supply voltage	10,5 V - 15.5 DC	10,5 VDC - 28 VDC	10,5 VDC - 28 VDC	10,5 VDC - 28 VDC	10,5 VDC - 28 VDC	10,5 VDC - 28 VDC
IP protocol	SIA DC09/Normal CID/Enigma E2	SIA DC09/Normal CID/Enigma E2	SIA DC09/Normal CID/Enigma E2	SIA DC09/Normal CID/Enigma E2	SIA DC09/Normal CID/Enigma E2	SIA DC09/Normal CID/Enigma E2
Customer ID can be changed	✓	✓	✓	✓	✓	✓

ACCESSORIES

PROGRAMMER	EXPANDER MODULE	POWER SUPPLY	ANTENNA
			